Ecoglo Catalogue

2025

ecoglo®
VISIBLY BETTER

1



Stair Nosing
- Built to be Walked on
- Non-Slip
- Tactile with Visibility

2



Handrails
- Flat or Curved
- Heavy Duty
- Long Lasting

3



Signage
- EXIT or Pictogram
- Install on Wall
- Customise Available

4



Demarcation
- Install on Wall
- Permanent Install
- Built to Last

5

Access Tile®
- Hazard Tile
- Directional Tile

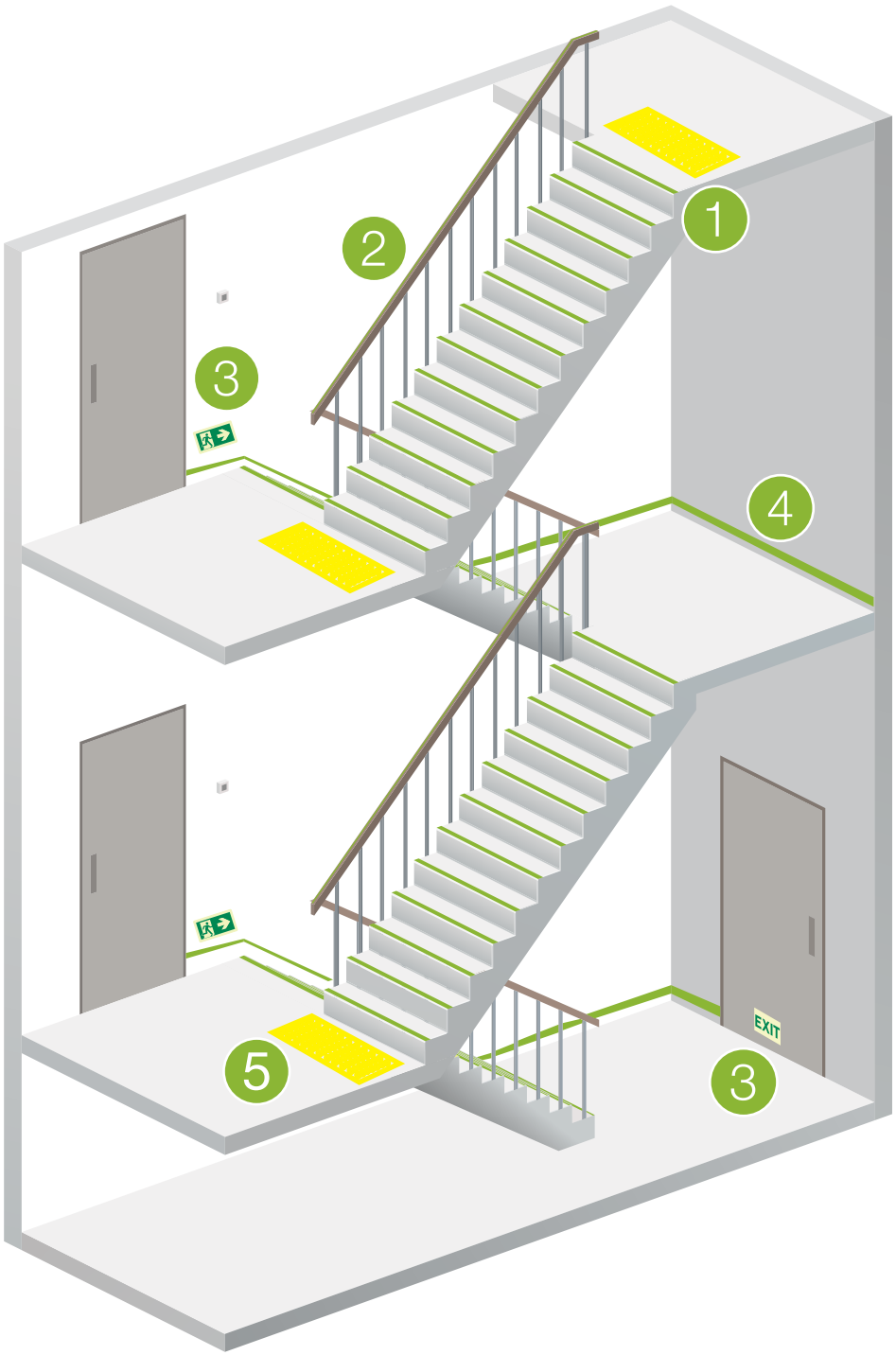

Ecoglo will be happy to assist you with a solution to comply with:

- **BCA Code on Accessibility in the Built Environment 2025**
  - Clause 4.5 **Changes in levels and Kerb Ramps**
  - Clause 4.7 **Stairs**
- **Code of Practice of Fire Precautions in Building 2023**
  - Clause 8.1.8 **Photoluminescent Marking**
  - Clause 9.1.7.j **Provision for emergency directional signs/generator**
- **Code of Practice of Fire Precautions in Rapid Transit System 2022**
  - Clause 8.1.8 **Photoluminescent Marking**

SINGAPORE GREEN BUILDING COUNCIL MEMBER

Scan to Chat

About Ecoglo

2025 Ecoglo Catalogue

Established in New Zealand in 1997, Ecoglo designs and manufactures photoluminescent (PL) exit signs and emergency visibility products using High Temperature Curing (HTC) technology to integrally bond the photoluminescent polymers onto an aluminium base. This results in products with very high light storage capabilities and unparalleled durability.

There are many ways to become more environmentally friendly and one of these is to endeavour, wherever possible, to use new technology products that are more sustainable.

As well as reducing electricity usage, Ecoglo HTC products incorporate recycled aluminium, are non-toxic and non-radioactive. Being very durable they will last the life of the facility and can then be readily recycled.

Cost Effective · Failsafe · Sustainable

By harvesting sunlight or recycling the existing light in a building, Ecoglo PL products provide sustainable and cost effective emergency lighting solutions. The solutions are fail-safe, operate immediately and will last the life of a building.

Ecoglo products can be seen in many international facilities around the world including Melbourne Cricket Ground, New York's Jazz at Lincoln Center, Toronto's Eaton Centre, London's Bond St Underground Station and Dubai's 160 floor Burj Khalifa.

Countries that have already adopted PL technology into their respective building codes include the USA, Canada, Australia, Japan and New Zealand.



Scan to Chat

Our mission is to manufacture durable products which create a safe and efficient pedestrian environment providing all people the ability to navigate safely and efficiently in a built environment.

By fulfilling the needs of facility owners, architects, engineers and general contractors to meet the requirements of BCA Code on Accessibility in The Built Environment and Fire Code, our products improves the quality of the building infrastructure and ensures a safe passage from public and private facilities.

Ecoglo strives to provide building products that not only create a safer environment but also meet the demand for an effective and long term solutions.

Remember .... with Ecoglo, you'll never miss a step!



No Ecoglo - Lights On



With Ecoglo - Lights On



With Ecoglo - Lights Off

Slips and falls on stairs are a burden on both the injured and society as a whole. Stairs become more difficult as vision deteriorates with age or mobility is restricted by vision impaired.

Ecoglo has developed a range of Stair Nosing with Nosing Strip provides compliance for step edge contrast requirements in the BCA Code on Accessibility in The Built Environment.

Ecoglo has a unique automated process that applies and then bakes in non-slip and Photoluminescent powders. The 180^{0}c heat applied integrally bonds the powder to the aluminium meanings thousands of people can walk on Ecoglo Stair Nosing products thousands of times.



Slip Resistance Testing:

Ecoglo Nosing Strips have a slip-resistance classification:
AS/NZ 4586-2013: Wet Pendulum Classification P5
SS 485:2011: Wet Pendulum Classification V /
Dry Floor: Classification F

Scan to Chat

Introducing the Visibility Better Solution in a Built Environment.

Ecoglo is a leading global innovator of UL certified photoluminescent egress markings, exit signs and emergency signage that exceed worldwide code requirements.

Ecoglo products are manufactured using a patented process which produces are fast-charging and long-lasting photoluminescent performance that is UV stable and highly durable.

Ecoglo products will enhance safety in a built environment to prevent slips and fall in all light condition and are used for these purposes:

- Every day **reduction of slips and falls** through the provision of step edge contrast;
- Better **step edge contrast** in all situations whether light, dark, or dimly lit;
- Improve orientation & wayfinding for the **visually impaired**;
- Increase **safety & security** preparedness with failsafe emergency lighting.

ROUGH

The hard wearing silicon carbide non-slip material is just what you need to reduce slips and falls in all weather conditions. With their UV resistance and good looks, you can confidently install Ecoglo products inside and out.

TOUGH

Our patented process bakes in the photoluminescent powder and non-slip material and you get to savour the results. Thousand of people can walk on these products thousands of times with no wear and tear. And just to make sure, we've put them through extensive testing at international accredited laboratories relating to durability, weather resistance, UV resistance, stain resistance, abrasion and cleaning. And they passed with flying colours.

SEEN

The photoluminescent strip is activated by natural or artificial light and then emits a steady glow guiding people safely up steps and though passages in all conditions. The combination of the photoluminescent strip and the anti-slip mat provides superior step edge definition whether you are in a fully lit, dim or completely dark environment. When people are confident of where the edge of the step is and in what direction to travel, movement is faster and easier.

GREEN

Ecoglo goes green by using a carbon neutral energy supplier and recycled aluminium.

Ecoglo's Products are awarded the Singapore Green Building Product Certification from the Singapore Green Building Council.

All products are non-toxic and non-radioactive. Designed to last the life of your facility, Ecoglo avoids maintenance costs.





Scan to Chat

Ecoglo Photoluminescent Path Marking in a Staircases.

Ecoglo Photoluminescent Path Marking Systems, an image of the pathway is created by outlining elements such as steps, landing, doors, etc and critical information such as change in floor leel or direction. Photoluminescent Way Finding System can play a vtial fie-saving role by showing the exit path, even in heavy smoke.



Emergency lighting cast shadows on steps and shows egress



Ecoglo cuts through shadows and enables faster egress

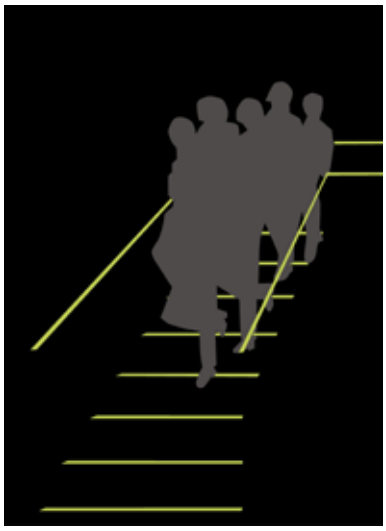

Ecoglo always turns on if emergency lighting fails

Ecoglo Photoluminescent Path Marking in a Heavy Smoke Areas.

Ecoglo Photoluminescent Path Marking Systems provide a simple solution to enhance visibility, and therefore safety in high smoke areas. The picture illustrate an Ecoglo Photoluminescent Floor Proximity Photoluminescent Marking placed low to ensure visibility of the escape ruote.

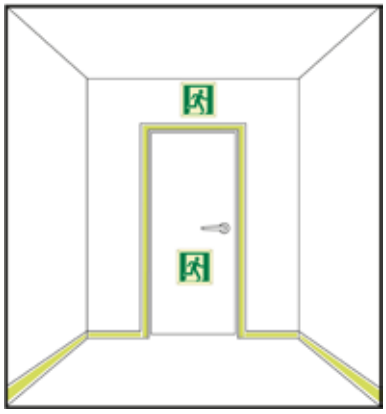

Standard Sign, Floor Proximity EXIT Sign and Path Marking.
No Smoke



Standard Sign, Floor Proximity EXIT Sign and Path Marking.
Smoke

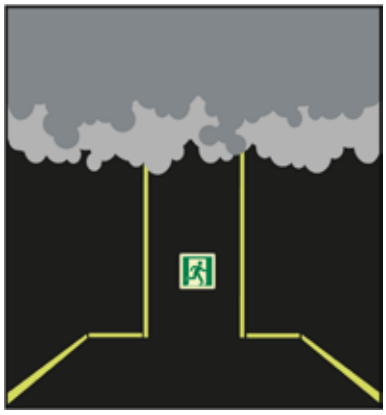

Standard Sign, Floor Proximity EXIT Sign and Path Marking.
Smoke and Failure of Lighting

Scan to Chat

NOSING STRIP

Ecoglo Nosing Strip are designed to ensure visibility of steps and will be effective in all light conditions. Ecoglo Nosing Strip comes in two forms – N Series and E Series. The N Series Non-Slip Strip is a highly durability non-slip product designed to clearly define the step edge while the E Series Photoluminescent & Non-Slip Strip has both the non-slip mat and the photoluminescent strip that is visible for many hours after the lights go out, having charged from sunlight or artificial light. The non-slip colour options are Yellow, Grey or Black.

STAIR NOSING

Ecoglo Stair Nosing are designed to create a highly visible step edge to reduce falls and enhance egress speed in all situations whether light, dark or dimly lit. The aluminium stair nosing have an insert of 51 mm Nosing Strip adhesively fixed into the extrusion and is fitted onto the edge of the step to create an aesthetically pleasing edge. The photoluminescent strip is visible for many hours after the lights go out, having charged from sunlight or artificial light. The anti-slip mat provides all weather protection from slips and falls.

Ecoglo stair nosing are available in various extrusions and can be used on a range of substrates including concrete, timber, tiles, vinyl, steel, checker plate and steel grating. The anodising colour options are Natural (Silver), Black or Dark Permak (Bronze).

PHOTOLUMINESCENT SIGNAGE

Ecoglo Photoluminescent Signage are designed to be used in and about buildings to identify escape routes to meet Singapore Fire Code 2023 Clause 8.1.8 as well as Building Codes in New Zealand, Australia and any performance based jurisdiction around the world.

Ecoglo's high visibility and durability ensure that the signs can be installed in any environment, indoors or outdoors. As long as there is sufficient natural or artificial light to charge the signs then a system can be engineering to meet building code performance specifications.

All Ecoglo Photoluminescent Signage products are high visibility products with resilience to be installed in any environment includes indoor/outdoor as well as installation onto floors and walls. And it is visible for many hours after the lights go out, having charged from sunlight or artificial light. Ecoglo Photoluminescent Signage can aid existing electrical systems as they are failsafe, operate immediately and if placed low will assist egress in smoke filled rooms.

AISLE MARKERS AND SEAT NUMBERS

Ecoglo's highly visibly Aisle Markers and Seat Numbers guide visitors to their seats. Working equally well in light, dark and dim conditions they reduce the disruption to others, increase the efficiency of ushers and make it easier to visit the concessions or other facilities.

The Photoluminescent material will be highly visible for access, yet will not disrupt the performers from the stage. It will remain visible for the length of a performance (concert, movies, etc.). Directional instructions or icons can be installed to provide more efficient egress.

Access Tile DETECTABLE WARNING SYSTEMS

With more than 20 years of leading research insights and progressive product development experience, Access Products Inc. has combined proven Fibreglass reinforced Polymer Composite processing and material technologies with innovative and intelligent design features to create the ultimate in detectable warning tiles.

Our tactile tiles are cost-effective and hard wearing, providing you with tactile ground surface indicators (TGSI's) that do the job.

The Access Tile Tactile system can be used for train stations, public platforms, access ramps, pedestrian crossings, within educational institutions, recreational facilities, hospitals, commercial sites or areas requiring a non slip surface.

Depending on your project, choose from Cast in Place Tactile Tiles or Surface Applied Tactile Tiles. Both versions of our tactile ground surface indicators are fully replaceable. The colour options are Yellow, Black or White.

Scan to Chat

Fluorescent Charging of Ecoglo Photoluminescent Material

20 LUX, 4000K in a Poorly Lit Area	
Activation Time	Hours of Visibility
5 minutes	0.50 hours
10 minutes	1.00 hours
20 minutes	2.25 hours
30 minutes	3.00 hours

150 LUX, 4000K in a Reasonably Lit Area	
Activation Time	Hours of Visibility
5 minutes	2.50 hours
10 minutes	4.00 hours
20 minutes	6.00 hours
30 minutes	7.00 hours

300 LUX, 4000K in a Well Lit Area	
Activation Time	Hours of Visibility
5 minutes	4.00 hours
10 minutes	6.00 hours
20 minutes	7.00 hours
30 minutes	8.00 hours

Ecoglo Brightness Decay Curve

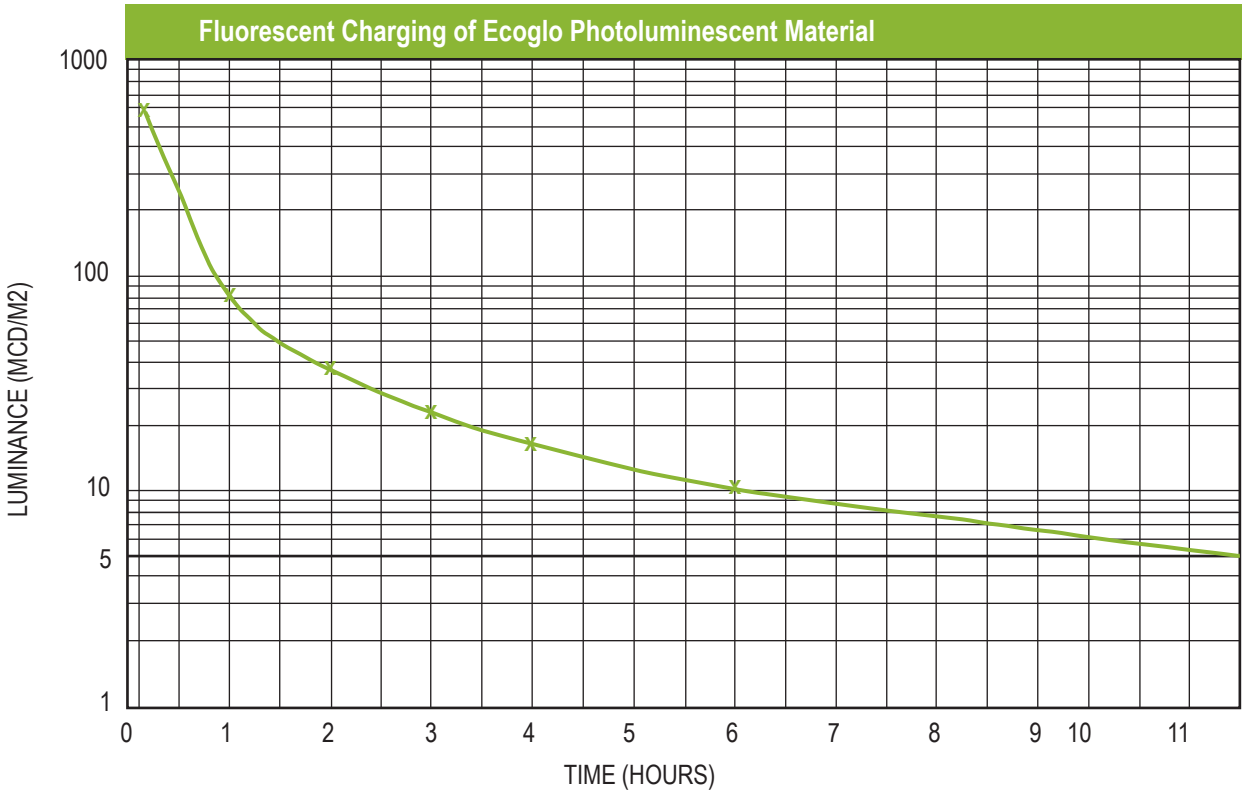

Scan to Chat

Cleaning

Regular cleaning to remove built up dirt and objects on the products will ensure they will continue performing to expectation.
Note that the photoluminescence will continue performing even after UV exposure or exposure to moisture. The only reason for degradation in the performance of the photoluminescence is a lack of correct cleaning.

1. Vacuuming or brushing with a stiff bristle head (wet or dry) is often enough to keep the products clean. Observation will determine if cleaning is required, however a regular cleaning every 4 to 6 weeks or after particularly heavy use should ensure correct performance.
Note that the glowing strip can also be wiped clean with a wet or dry sponge or cloth.

2. High-pressure water (but not steam cleaning) can also be used to clean the products.

3. Do not use highly alkaline or acidic cleaning agents. The pH of the cleaning agents should be between pH 5 and pH 12.
If cleaning agents are applied at more than pH 10, the strips should be rinsed with pH neutral (pH 6 to pH 8) solution afterwards.

Maintenance

Products should be checked annually to ensure the following:

- All products are still in place as at installation and there is no material damage to any of these products.
- All products are clean from general dust build up and any other specific obscuring deposits such as gum or tar.
- All products are clearly visible and have not covered by carpet or other materials.
- All products mark a clear path and have not been obstructed by physical hazards such trolleys, machinery etc.
- All products can be used to provide clear escape path marking and there has been no change to the configuration of the building which renders them unusable.
- All light required to charge Ecoglo photoluminescent products is operating as designed at installation.

Repair and Replacement of Products

If the product is damaged, it must be removed and replaced.

Removal of damaged products:
1. Remove the products.
2. Unscrew the fixers if any.
3. Lever one end of the product away from the concrete step, using a strong screwdriver and/or a small pinch-bar or crow-bar.
4. Continue to lever the product away from the concrete step along its full length until it can be removed by hand.

Preparing for replacement:
1. Use a scraper and/or wire brush to remove all residual adhesive from the concrete.

Replacement:
1. Follow standard installation instructions to install a new product.

Scan to Chat

E2 Photoluminescent & Non-Slip Strips, 37.5mm width

E2-031	E2-061	E2-071	E2-091
PL & Non-Slip, Titania	PL & Non-Slip, Yellow	PL & Non-Slip, Grey	PL & Non-Slip, Black



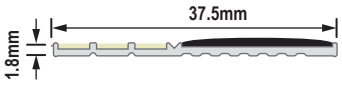

Colours available : Beige (E2-0391), Red (E2-041), Dark Grey (E2-0671), Safety Yellow (E2-081) and Brown (E2-091).

N2 Non-Slip Strips, 37.5mm width

N2-030	N2-050	N2-060	N2-070
Non-Slip, Titania	Non-Slip, Yellow	Non-Slip, Grey	Non-Slip, Black



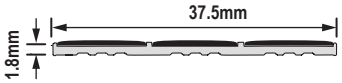

Colours available : Beige (N2-0390), Red (N2-040), Dark Grey (N2-0670), Safety Yellow (N2-080) and Brown (N2-090).

E3 Photoluminescent & Non-Slip Strips, 51.0mm width

E3-051	E3-061	E3-071	E3-091
PL & Non-Slip, Yellow	PL & Non-Slip, Grey	PL & Non-Slip, Black	PL & Non-Slip, Brown



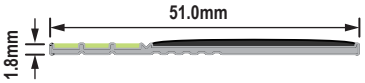

Colours available : Titania(E3-031), Beige (E3-0391), Red (E3-041), Dark Grey (E3-0671) and Safety Yellow (E3-081).

N3 Non-Slip Strips, 51.0mm width

N3-050	N3-060	N3-070	N3-090
Non-Slip, Yellow	Non-Slip, Grey	Non-Slip, Black	Non-Slip, Brown



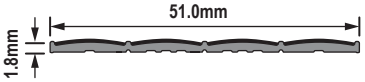

Colours available : Titania(N3-030), Beige (N3-0390), Red (N3-040), Dark Grey (N3-0670) and Sunflower (N3-080).

E14 Photoluminescent & Non-Slip Strips, 63.6mm width

E14-055	E14-065	E14-075	E14-085
PL & Non-Slip, Yellow	PL & Non-Slip, Grey	PL & Non-Slip, Black	PL & Non-Slip, Safety Yellow



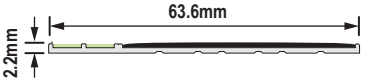

Colours available : Titania(E14-039), Beige (E14-0395), Red (E14-045), Dark Grey (E14-0675) and Brown (E14-095).

E15 Photoluminescent & Non-Slip Strips, 63.6mm width

E15-053	E15-063	E15-073	E15-083
PL & Non-Slip, Yellow	PL & Non-Slip, Grey	PL & Non-Slip, Black	PL & Non-Slip, Safety Yellow



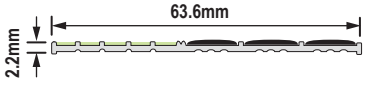

Colours available : Titania(E15-033), Beige (E15-0393), Red (E15-043), Dark Grey (E15-0673) and Brown (E15-093)

Scan to Chat

N15 Non-Slip Strips, 63.6mm width

N15-050
Non-Slip, Yellow



N15-060
Non-Slip, Grey



N15-070
Non-Slip, Black



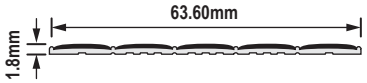

Colours available : Titania(N15-030), Beige (N15-0390), Red (N15-040), Dark Grey (N15-0670), Safety Yellow (N15-080) and Brown (N15-090).

N3 Photoluminescent Non-Slip Strips, 51.0mm width

N3-011
PL Non-Slip



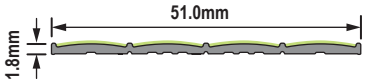

N3 Photoluminescent Strips, 51.0mm width

N3-001
PL Strip



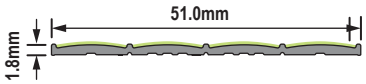

G7 Photoluminescent Strips, 50.0mm width

G7 Solaris
PL Strip



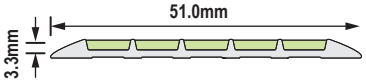

Scan to Chat

G Photoluminescent Strips

G3-001
PL Strip, 15.5mm width



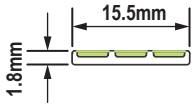

G6-001
PL Strip, 26.0mm width



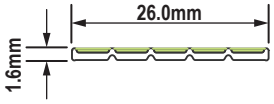

MS50 Photoluminescent Marking Strip

MS50
PL Marking Strip, 51.5mm width



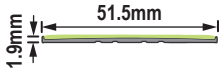

MS50-PS50
PL Marking Strip with P50 Profile



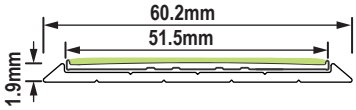

Photoluminescent Marking Strip, Pictogram, 51.5mm width x 500mm length

RMRL5050
PL Strip, Pictogram Double Arrow



RMR5050
PL Strip, Pictogram Right Arrow



RML5050
PL Marking Strip, Pictogram Left Arrow



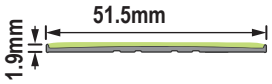

H Photoluminescent Handrail Strip

H3-001
PL Handrail Strip, 15.5mm width



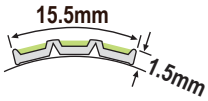

HEC31
Handrail End Cap



H5-001
PL Handrail Strip, 27.0mm width

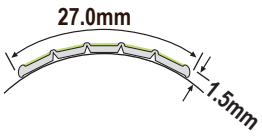

HEC51
Handrail End Cap



Scan to Chat

F7 Stair Nosing, Natural Anodised with PL & Non-Slip Strip

F7-151
PL & Non-Slip, Yellow

F7-161
PL & Non-Slip, Grey

F7-171
PL & Non-Slip, Black

F7-191
PL & Non-Slip, Brown



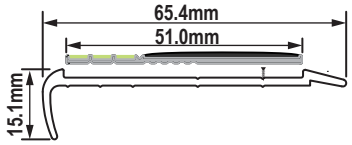

Custom Run Colours are available : Titania(E3-031), Beige (E3-0391), Red (E3-041), Dark Grey (E3-0671) and Sunflower (E3-081).

F7 Stair Nosing, Natural Anodised with Non-Slip Strip

F7-150
Non-Slip, Yellow

F7-160
Non-Slip, Grey

F7-170
Non-Slip, Black

F7-170
Non-Slip, Black



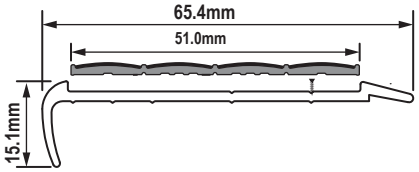

F7 Stair Nosing, Black Anodised with PL & Non-Slip Strip

F7-251
PL & Non-Slip, Yellow

F7-261
PL & Non-Slip, Grey

F7-271
PL & Non-Slip, Black

F7-291
PL & Non-Slip, Brown



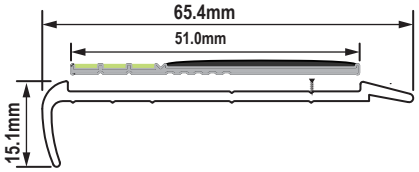

F7 Stair Nosing, Black Anodised with Non-Slip Strip

F7-250
Non-Slip, Yellow

F7-260
Non-Slip, Grey

F7-270
Non-Slip, Black

F7-290
Non-Slip, Brown



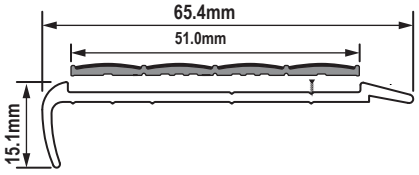

F7 Stair Nosing, Dark Permak Anodised with PL & Non-Slip Strip

F7-351
PL & Non-Slip, Yellow

F7-361
PL & Non-Slip, Grey

F7-371
PL & Non-Slip, Black

F7-391
PL & Non-Slip, Brown



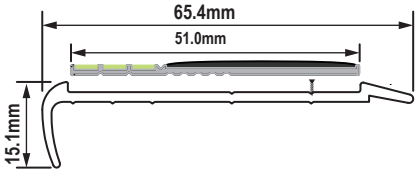

F7 Stair Nosing, Dark Permak Anodised with Non-Slip Strip

F7-350
Non-Slip, Yellow

F7-360
Non-Slip, Grey

F7-370
Non-Slip, Black

F7-390
Non-Slip, Brown



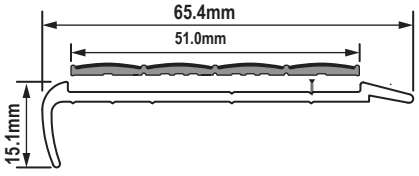

Custom Run Colours are available : Titania(E3-031), Beige (E3-0391), Red (E3-041), Dark Grey (E3-0671) and Sunflower (E3-081).

You can use Ecoglo Stair Nosing with Nosing Strip E Series or N Series to comply with BCA Code on Accessibility in The Built Environment 2025 and Fire Code 2023.

Scan to Chat

F8 Stair Nosing, Natural Anodised with PL & Non-Slip Strip

F8-151
PL & Non-Slip, Yellow



F8-161
PL & Non-Slip, Grey



F8-171
PL & Non-Slip, Black



F8-191
PL & Non-Slip, Brown



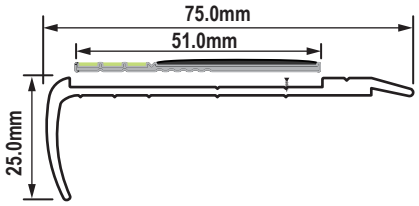

F8 Stair Nosing, Natural Anodised with Non-Slip Strip

F8-150
Non-Slip, Yellow



F8-160
Non-Slip, Grey



F8-170
Non-Slip, Black



F8-170
Non-Slip, Black



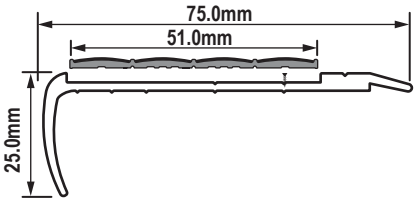

F8 Stair Nosing, Black Anodised with PL & Non-Slip Strip

F8-251
PL & Non-Slip, Yellow



F8-261
PL & Non-Slip, Grey



F8-271
PL & Non-Slip, Black



F8-291
PL & Non-Slip, Brown



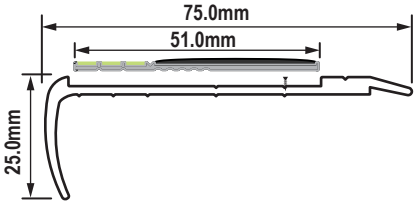

F8 Stair Nosing, Black Anodised with Non-Slip Strip

F8-250
Non-Slip, Yellow



F8-260
Non-Slip, Grey



F8-270
Non-Slip, Black



F8-290
Non-Slip, Brown



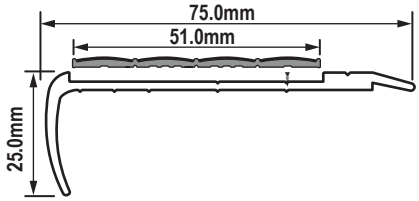

F8 Stair Nosing, Dark Permak Anodised with PL & Non-Slip Strip

F8-351
PL & Non-Slip, Yellow



F8-361
PL & Non-Slip, Grey



F8-371
PL & Non-Slip, Black



F8-391
PL & Non-Slip, Brown



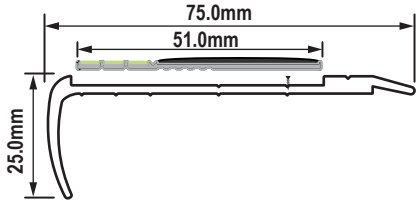

F8 Stair Nosing, Dark Permak Anodised with Non-Slip Strip

F8-350
Non-Slip, Yellow



F8-360
Non-Slip, Grey



F8-370
Non-Slip, Black



F8-390
Non-Slip, Brown



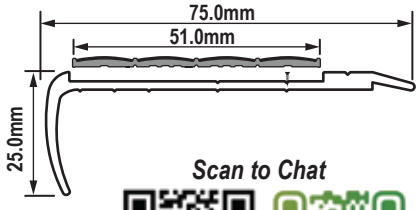

You can use Ecoglo Stair Nosing with Nosing Strip E Series or N Series to comply with BCA Code on Accessibility in The Built Environment 2025 and Fire Code 2023.

Scan to Chat

F12 Stair Nosing, Natural Anodised with PL & Non-Slip Strip

F12-151
PL & Non-Slip, Yellow

F12-161
PL & Non-Slip, Grey

F12-171
PL & Non-Slip, Black

F12-191
PL & Non-Slip, Brown



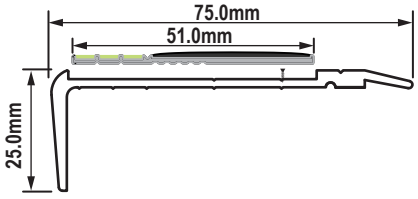

F12 Stair Nosing, Natural Anodised with Non-Slip Strip

F12-150
Non-Slip, Yellow

F12-160
Non-Slip, Grey

F12-170
Non-Slip, Black

F12-190
Non-Slip, Brown



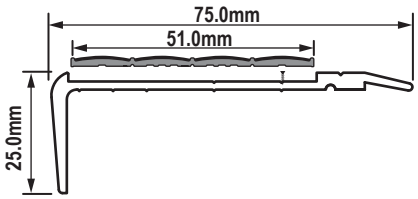

F12 Stair Nosing, Black Anodised with PL & Non-Slip Strip

F12-251
PL & Non-Slip, Yellow

F12-261
PL & Non-Slip, Grey

F12-271
PL & Non-Slip, Black

F12-291
PL & Non-Slip, Brown



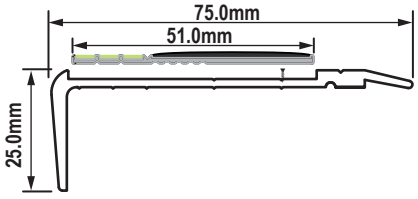

F12 Stair Nosing, Black Anodised with Non-Slip Strip

F12-250
Non-Slip, Yellow

F12-260
Non-Slip, Grey

F12-270
Non-Slip, Black

F12-290
Non-Slip, Brown



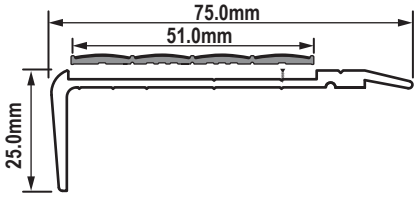

F12 Stair Nosing, Dark Permak Anodised with PL & Non-Slip Strip

F12-351
PL & Non-Slip, Yellow

F12-361
PL & Non-Slip, Grey

F12-371
PL & Non-Slip, Black

F12-391
PL & Non-Slip, Brown

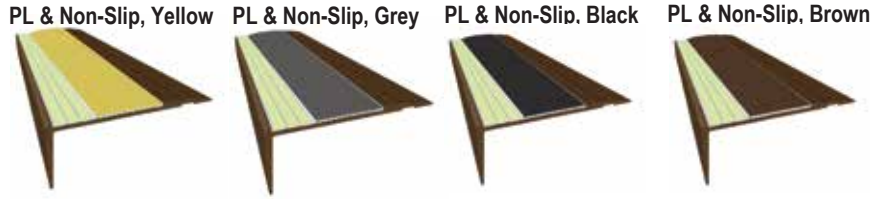

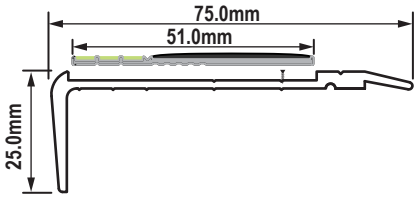

F12 Stair Nosing, Dark Permak Anodised with Non-Slip Strip

F12-350
Non-Slip, Yellow

F12-360
Non-Slip, Grey

F12-370
Non-Slip, Black

F12-390
Non-Slip, Brown



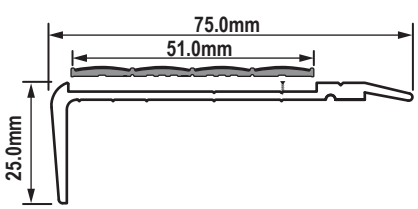

Scan to Chat

You can use Ecoglo Stair Nosing with Nosing Strip E Series or N Series to comply with BCA Code on Accessibility in The Built Environment 2025 and Fire Code 2023.

F7A Stair Nosing, Natural Anodised with PL & Non-Slip Strip

F7A-151
PL & Non-Slip, Yellow



F7A-161
PL & Non-Slip, Grey



F7A-171
PL & Non-Slip, Black



F7A-191
PL & Non-Slip, Brown



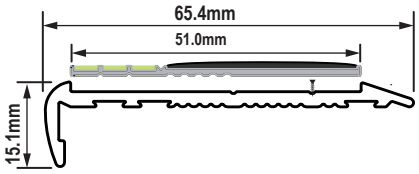

F7A Stair Nosing, Natural Anodised with Non-Slip Strip

F7A-150
Non-Slip, Yellow



F7A-160
Non-Slip, Grey



F7A-170
Non-Slip, Black



F7A-190
Non-Slip, Brown



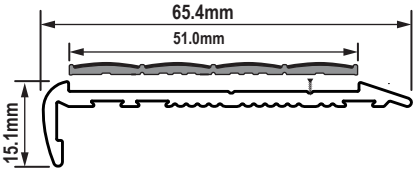

F7A Stair Nosing, Black Anodised with PL & Non-Slip Strip

F7A-251
PL & Non-Slip, Yellow



F7A-261
PL & Non-Slip, Grey



F7A-271
PL & Non-Slip, Black



F7A-291
PL & Non-Slip, Brown



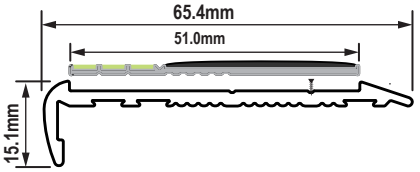

F7A Stair Nosing, Black Anodised with Non-Slip Strip

F7A-250
Non-Slip, Yellow



F7A-260
Non-Slip, Grey



F7A-270
Non-Slip, Black



F7A-290
Non-Slip, Brown



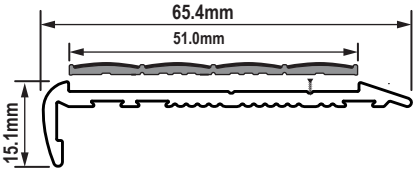

F7A Stair Nosing, Dark Permak Anodised with PL & Non-Slip Strip

F7A-351
PL & Non-Slip, Yellow



F7A-361
PL & Non-Slip, Grey



F7A-371
PL & Non-Slip, Black



F7A-391
PL & Non-Slip, Brown



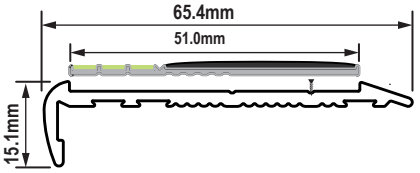

F7A Stair Nosing, Dark Permak Anodised with Non-Slip Strip

F7A-350
Non-Slip, Yellow



F7A-360
Non-Slip, Grey



F7A-370
Non-Slip, Black



F7A-390
Non-Slip, Brown



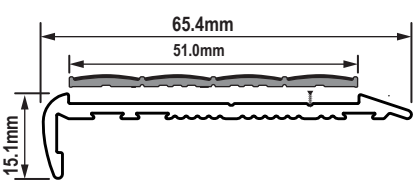

You can use Ecoglo Stair Nosing with Nosing Strip E Series or N Series to comply with BCA Code on Accessibility in The Built Environment 2025 and Fire Code 2023.

Scan to Chat

F12A Stair Nosing, Natural Anodised with PL & Non-Slip Strip

F12A-151
PL & Non-Slip, Yellow



F12A-161
PL & Non-Slip, Grey



F12A-171
PL & Non-Slip, Black



F12A-191
PL & Non-Slip, Brown



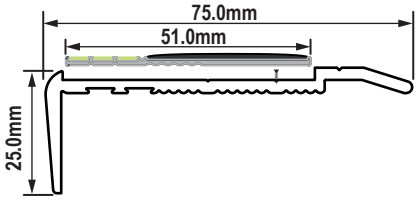

F12A Stair Nosing, Natural Anodised with Non-Slip Strip

F12A-150
Non-Slip, Yellow



F12A-160
Non-Slip, Grey



F12A-170
Non-Slip, Black



F12A-190
Non-Slip, Brown



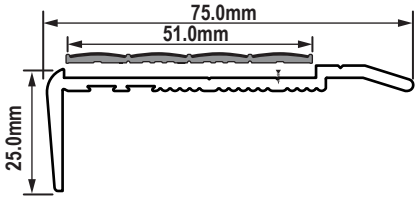

F12A Stair Nosing, Black Anodised with PL & Non-Slip Strip

F12A-251
PL & Non-Slip, Yellow



F12A-261
PL & Non-Slip, Grey



F12A-271
PL & Non-Slip, Black



F12A-291
PL & Non-Slip, Brown



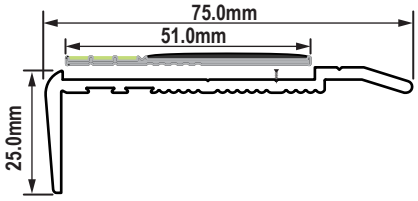

F12A Stair Nosing, Black Anodised with Non-Slip Strip

F12A-250
Non-Slip, Yellow



F12A-260
Non-Slip, Grey



F12A-270
Non-Slip, Black



F12A-290
Non-Slip, Brown



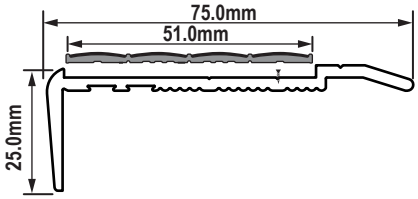

F12A Stair Nosing, Dark Permak Anodised with PL & Non-Slip Strip

F12A-351
PL & Non-Slip, Yellow



F12A-361
PL & Non-Slip, Grey



F12A-371
PL & Non-Slip, Black



F12A-391
PL & Non-Slip, Brown



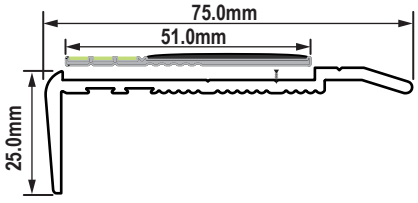

F12A Stair Nosing, Dark Permak Anodised with Non-Slip Strip

F12A-350
Non-Slip, Yellow



F12A-360
Non-Slip, Grey



F12A-370
Non-Slip, Black



F12A-390
Non-Slip, Brown



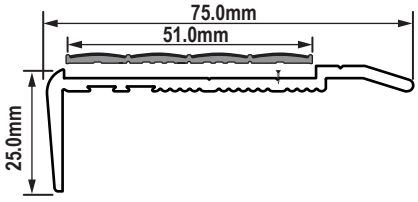

Scan to Chat

You can use Ecoglo Stair Nosing with Nosing Strip E Series or N Series to comply with BCA Code on Accessibility in The Built Environment 2025 and Fire Code 2023.

F83 Stair Nosing, Natural Anodised with PL & Non-Slip Strip

F83-151
PL & Non-Slip, Yellow



F83-161
PL & Non-Slip, Grey



F83-171
PL & Non-Slip, Black



F83-191
PL & Non-Slip, Brown



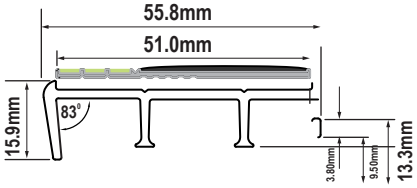

F83 Stair Nosing, Natural Anodised with Non-Slip Strip

F83-150
Non-Slip, Yellow



F83-160
Non-Slip, Grey



F83-170
Non-Slip, Black



F83-190
Non-Slip, Brown



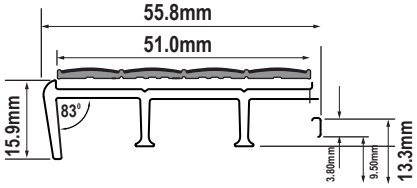

F90 Stair Nosing, Natural Anodised with PL & Non-Slip Strip

F90-151
PL & Non-Slip, Yellow



F90-161
PL & Non-Slip, Grey



F90-171
PL & Non-Slip, Black



F90-191
PL & Non-Slip, Brown



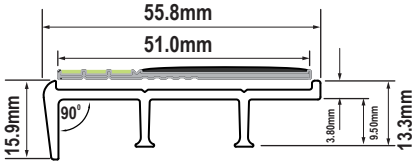

F90 Stair Nosing, Natural Anodised with Non-Slip Strip

F90-150
Non-Slip, Yellow



F90-160
Non-Slip, Grey



F90-170
Non-Slip, Black



F90-190
Non-Slip, Brown



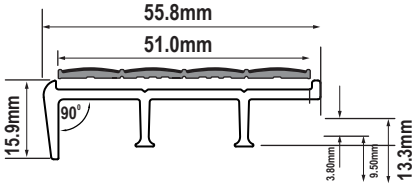

F55 Stair Nosing, Natural Anodised with PL & Non-Slip Strip

F55-151
PL & Non-Slip, Yellow



F55-161
PL & Non-Slip, Grey



F55-171
PL & Non-Slip, Black



F55-191
PL & Non-Slip, Brown



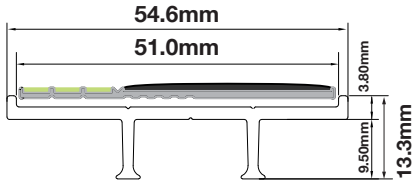

F55 Stair Nosing, Natural Anodised with Non-Slip Strip

F55-150
Non-Slip, Yellow



F55-160
Non-Slip, Grey



F55-170
Non-Slip, Black



F55-170
Non-Slip, Black



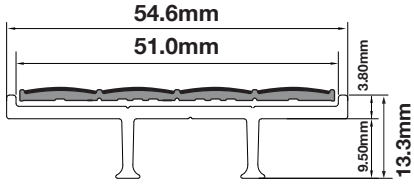

Scan to Chat

You can use Ecoglo Stair Nosing with Nosing Strip E Series or N Series to comply with BCA Code on Accessibility in The Built Environment 2025 and Fire Code 2023.

F83R Stair Nosing, Natural Anodised with PL & Non-Slip Strip

F83R-151
PL & Non-Slip, Yellow



F83R-161
PL & Non-Slip, Grey



F83R-171
PL & Non-Slip, Black



F83R-191
PL & Non-Slip, Brown



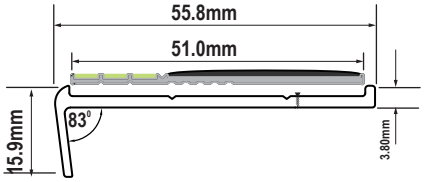

F83R Stair Nosing, Natural Anodised with Non-Slip Strip

F83R-150
Non-Slip, Yellow



F83R-160
Non-Slip, Grey



F83R-170
Non-Slip, Black



F83R-190
Non-Slip, Brown



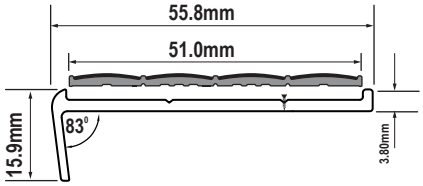

F90R Stair Nosing, Natural Anodised with PL & Non-Slip Strip

F90R-151
PL & Non-Slip, Yellow



F90R-161
PL & Non-Slip, Grey



F90R-171
PL & Non-Slip, Black



F90R-191
PL & Non-Slip, Brown



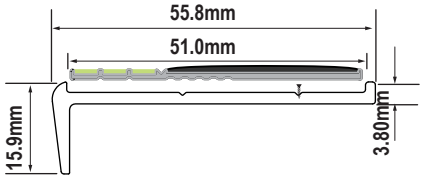

F90R Stair Nosing, Natural Anodised with Non-Slip Strip

F90R-150
Non-Slip, Yellow



F90R-160
Non-Slip, Grey



F90R-170
Non-Slip, Black



F90R-170
Non-Slip, Black



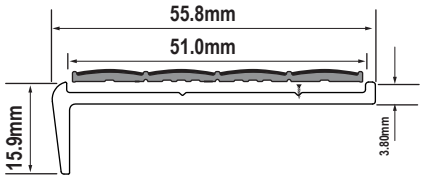

Scan to Chat

You can use Ecoglo Stair Nosing with Nosing Strip E Series or N Series to comply with BCA Code on Accessibility in The Built Environment 2025 and Fire Code 2023.

EXIT



Code	Sign Definition	Sign Size	Viewing Distance
S20-EX2313-12m	Exit straight on from here	230mm x 133mm	12 metre
S20-EX2916-16m	Exit straight on from here	290mm x 162mm	16 metre
S20-EX4223-24m	Exit straight on from here	420mm x 230mm	24 metre

Pictogram, Running Man with Arrow Pointing Right



Code	Sign Definition	Sign Size	Viewing Distance
S20-RMR2313-12m	Exit to Right from here	230mm x 133mm	12 metre
S20-RMR2916-16m	Exit to Right from here	290mm x 162mm	16 metre
S20-RMR4223-24m	Exit to Right from here	420mm x 230mm	24 metre

Pictogram, Running Man with Arrow Pointing Left



Code	Sign Definition	Sign Size	Viewing Distance
S20-RML2313-12m	Exit to Left from here	230mm x 133mm	12 metre
S20-RML2916-16m	Exit to Left from here	290mm x 162mm	16 metre
S20-RML4223-24m	Exit to Left from here	420mm x 230mm	24 metre

Pictogram, Running Man with Arrow Pointing Right and Left



Code	Sign Definition	Sign Size	Viewing Distance
S20-RMRL2313-12m	Exit to Right or Left from here	230mm x 133mm	12 metre
S20-RMRL2916-16m	Exit to Right or Left from here	290mm x 162mm	16 metre
S20-RMRL4223-24m	Exit to Right or Left from here	420mm x 230mm	24 metre

Pictogram, Running Man



Code	Sign Definition	Sign Size	Viewing Distance
S20-RM2313-12m	Exit straight on from here	230mm x 133mm	12 metre
S20-RM2916-16m	Exit straight on from here	290mm x 162mm	16 metre
S20-RM4223-24m	Exit straight on from here	420mm x 230mm	24 metre

Emergency Exit Only - *Custom Run Product*



Code	Sign Definition	Sign Size	Viewing Distance
S20-EE3113-6m	Use this door only to exit in an emergency	310mm x 135mm	6 metre
S20-EE5419-12m	Use this door only to exit in an emergency	545mm x 195mm	12 metre
S20-EE6924-16m	Use this door only to exit in an emergency	695mm x 245mm	16 metre

Customised Signs are available upon request. You can use Ecoglo Photoluminescent Signs to comply with Fire Code 2023 Clause 8.1.8 Photoluminescent Marking.

Scan to Chat

NO EXIT - *Custom Run Product*



Code	Sign Definition	Sign Size
S20-NE3613-8m	Do not use this door to exit in an emergency	365mm x 135mm
S20-NE4616-12m	Do not use this door to exit in an emergency	465mm x 160mm

Pictogram, Evacuation Lift - *Custom Run Product*



Code	Sign Definition	Sign Size
S20-EL2421-12m	Evacuation Lift here	248mm x 218mm
S20-EL3127-16m	Evacuation Lift here	318mm x 278mm
S20-EL4539-24m	Evacuation Lift here	459mm x 399mm

Pictogram, Evacuation Lift on Right - *Custom Run Product*



Code	Sign Definition	Sign Size
S20-ELR3621-12m	Evacuation Lift on Right	369mm x 218mm
S20-ELR4827-16m	Evacuation Lift on Right	480mm x 278mm
S20-ELR7039-24m	Evacuation Lift on Right	702mm x 399mm

Pictogram, Evacuation Lift on Left - *Custom Run Product*



Code	Sign Definition	Sign Size
S20-ELL3621-12m	Evacuation Lift on Left	369mm x 218mm
S20-ELL4827-16m	Evacuation Lift on Left	480mm x 278mm
S20-ELL7039-24m	Evacuation Lift on Left	702mm x 399mm

Architectural Flag Mounting Kit



Code
50ft-FlagKit
75ft-FlagKit

** Brackets can take one sign or two signs back to back
* Non-Stock Item

Architectural Ceiling Mounting Kit



Code
50ft-CeilingKit
75ft-CeilingKit

** Brackets can take one sign or two signs back to back
* Non-Stock Item

Customised Signs are available upon request. You can use Ecoglo Photoluminescent Signs to comply with Fire Code 2023 Clause 8.1.8 Photoluminescent Marking.

Scan to Chat

EXIT



Code	Sign Definition	Sign Size	Viewing Distance
S20-UL-EX353183-50	Exit straight on from here	353mm x 183mm	50ft (15.24m)
S20-UL-EX481249-75	Exit straight on from here	481mm x 249mm	75ft (22.86m)

EXIT, Left Arrow



Code	Sign Definition	Sign Size	Viewing Distance
S20-UL-EXL353183-50	Exit Left	353mm x 183mm	50ft (15.24m)
S20-UL-EXL481249-75	Exit Left	481mm x 249mm	75ft (22.86m)

EXIT, Right Arrow



Code	Sign Definition	Sign Size	Viewing Distance
S20-UL-EXR353183-50	Exit Right	353mm x 183mm	50ft (15.24m)
S20-UL-EXR481249-75	Exit Right	481mm x 249mm	75ft (22.86m)

EXIT, Double Arrow



Code	Sign Definition	Sign Size	Viewing Distance
S20-UL-EXRL353183-50	Exit Left or Right	353mm x 183mm	50ft (15.24m)
S20-UL-EXRL481249-75	Exit Left or Right	481mm x 249mm	75ft (22.86m)

Pictogram, Left Arrow



Code	Sign Definition	Sign Size	Viewing Distance
S20-UL-RML353183-50	Pictogram Left	353mm x 183mm	50ft (15.24m)
S20-UL-RML481249-75	Pictogram Left	481mm x 249mm	75ft (22.86m)

Pictogram, Down Left Arrow



Code	Sign Definition	Sign Size	Viewing Distance
S20-UL-RMDL353183-50	Pictogram Down Left	353mm x 183mm	50ft (15.24m)
S20-UL-RMDL481249-75	Pictogram Down Left	481mm x 249mm	75ft (22.86m)

Scan to Chat

Pictogram, Right Arrow



Code	Sign Definition	Sign Size	Viewing Distance
S20-UL-RMR353183-50	Pictogram Right	353mm x 183mm	50ft (15.24m)
S20-UL-RMR481249-75	Pictogram Right	481mm x 249mm	75ft (22.86m)

Pictogram, Down Right Arrow



Code	Sign Definition	Sign Size	Viewing Distance
S20-UL-RMDL353183-50	Pictogram Down Right	353mm x 183mm	50ft (15.24m)
S20-UL-RMDL481249-75	Pictogram Down Right	481mm x 249mm	75ft (22.86m)

Pictogram, Down Right Arrow



Code	Sign Definition	Sign Size	Viewing Distance
S20-UL-RMDA353183-50	Pictogram Down	353mm x 183mm	50ft (15.24m)
S20-UL-RMDA481249-75	Pictogram Down	481mm x 249mm	75ft (22.86m)

Pictogram, Up Left Arrow



Code	Sign Definition	Sign Size
S20-UL-RMUL353183-50	Pictogram Up Left	353mm x 183mm
S20-UL-RMUL481249-75	Pictogram Up Left	481mm x 249mm

Pictogram, Up Right Arrow



Code	Sign Definition	Sign Size
S20-UL-RMUR353183-50	Pictogram Up Right	353mm x 183mm
S20-UL-RMUR481249-75	Pictogram Up Right	481mm x 249mm

Pictogram, Up Arrow



Code	Sign Definition	Sign Size
S20-UL-RMUA353183-50	Pictogram Up	353mm x 183mm
S20-UL-RMUA481249-75	Pictogram Up	481mm x 249mm

Scan to Chat

EXAL-75, Architectal EXIT, Size 385mm x 230mm, View Distance: 75ft (22.86m)



EXIT | EXIT Left Arrow | EXIT Right Arrow | EXIT Double Arrow

When selecting EXAL-75, please specify:
1. Sign Defiination - EXIT, EXIT Left Arrow, EXIT, Right Arrow or EXIT Double Arrow
2. Side - Single Side or Double Sigm
3. Mounting Kit: Ceiling or Wall

RMA- RI50, Architectal Pictogram, Size 384mm x 193mm, View Distance: 50ft (15.24m)



Pictogram Left Arrow | Pictogram Right Arrow | Pictogram Down Arrow | Pictogram Up Arrow | Pictogram

When selecting RMA-RI50, please specify:
1. Sign Defiination - Pictogram Left Arrow, Pictogram Right Arrow, Pictogram Down Arrow, Pictogram Up Arrow or Pictogram
2. Side - Single Side or Double Sigm
3. Mounting Kit: Ceiling, Flag or Wall

RMA- RI75, Architectal Pictogram, Size 384mm x 193mm, View Distance: 75ft (22.86m)



Pictogram Left Arrow | Pictogram Right Arrow | Pictogram Down Arrow | Pictogram Up Arrow | Pictogram

When selecting RMA-RI75, please specify:
1. Sign Defiination - Pictogram Left Arrow, Pictogram Right Arrow, Pictogram Down Arrow, Pictogram Up Arrow or Pictogram
2. Side - Single Side or Double Sigm
3. Mounting Kit: Ceiling, Flag or Wall

Scan to Chat

Access Surface Applied Hazard Tile

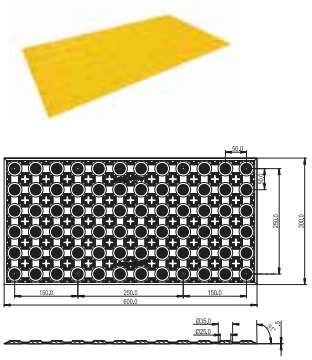

Code	Description	Size
ACC-S-300600-YW	Access Surface Applied Hazard Tile, Yellow	300mm x 600mm
ACC-S-300600-BK	Access Surface Applied Hazard Tile, Black	300mm x 600mm
ACC-S-6001200-YW	Access Surface Applied Hazard Tile, Yellow	1200mm x 600mm
ACC-S-6001200-BK	Access Surface Applied Hazard Tile, Black	1200mm x 600mm
ACC-S-300300-YW	*Access Surface Applied Hazard Tile, Yellow*	*300mm x 600mm*
*ACC-S-300300-BK**	*Access Surface Applied Hazard Tile, Black**	*300mm x 600mm**

** Also available in White and Grey Colour (Custom Run)*

** 300mm x 300mm is a custom run product*

Access Cast In Place Hazard Tile - *Custom Run Product*

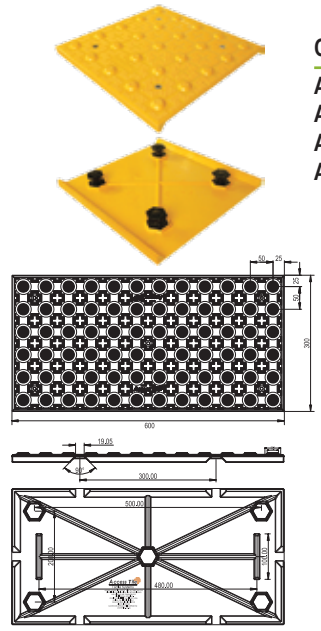

Code	Description	Size
ACC-R-300600-YW	Access Cast In Place Hazard Tile, Yellow	300mm x 600mm
ACC-R-300600-BK	Access Cast In Place Hazard Tile, Black	300mm x 600mm
ACC-R-300300-YW	Access Cast In Place Hazard Tile, Yellow	300mm x 600mm
ACC-R-300300-BK	Access Cast In Place Hazard Tile, Black	300mm x 600mm

** Also available in White and Grey Colour*

Scan to Chat

Fire Code 2023 Clause 8.1.8 Photoluminescent marking

a. In all buildings, except Purpose Groups I & II, photoluminescent marking/tape to guide occupants along evacuation routes to appropriate exit shall be provided:

(1) along internal walls and/or floors of the exit staircase, smoke-stop lobby and fire-fighting lobby;

(2) on the doors of smoke-stop lobby, fire-fighting lobby and exit staircase;

(3) along corridor with exit directional signs.

b. The width of photoluminescent marking or tape shall be at least 50mm and be placed at low level. The bottom of the low level sign shall not be less than 150mm or more than 400mm above the floor level.

c. Omission of photo luminescent marking/tape is permitted on the following conditions:

(1) the emergency power supply of the exit lightings, exit signs and directional signs in the above locations shall be self contained battery pack (single point system) in compliance with SS 563 or central battery supply backed up by stand-by generator;

(2) there shall be at least 2 emergency luminaries in the smoke-stop lobby, fire-fighting lobby and corridor with exit directional signs, such that no part of such spaces shall be left in total darkness should there be failure of anyone of the emergency luminaries; and

(3) there shall be at least one emergency luminaire at every exit staircase landing.

Ecoglo will be happy to assist you with a solution to comply with Fire Code 2023.

(a) Along internal walls and/or floors of the exit staircase, smoke-stop lobby and fire-fighting lobby

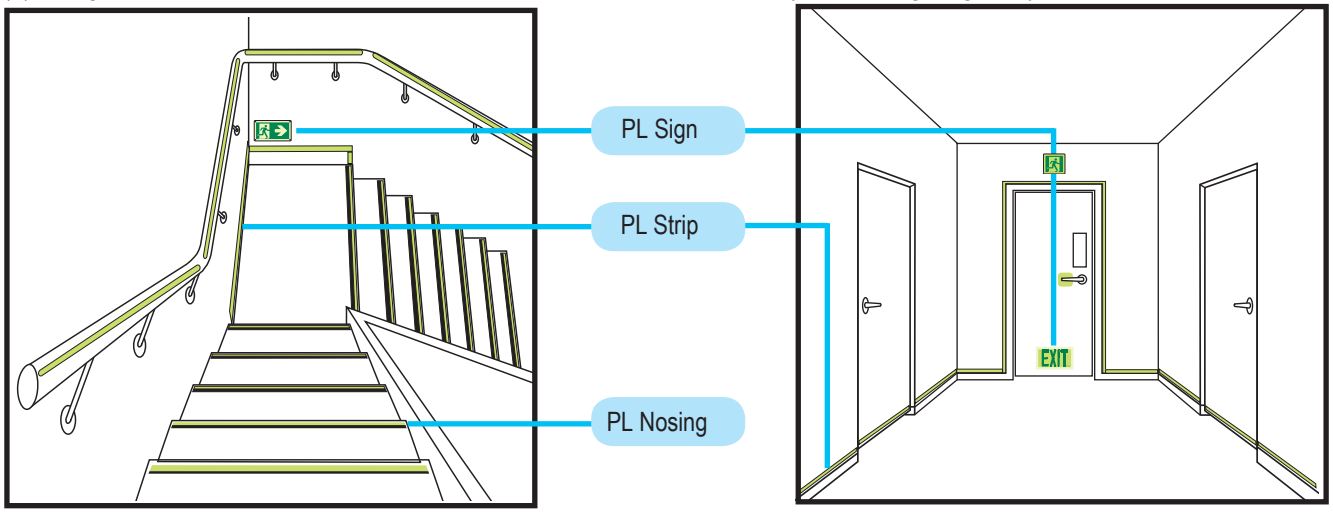

(b) On the doors of smoke-stop lobby, fire-fighting lobby and exit staircase

(c) Along corridor with exit directional signs

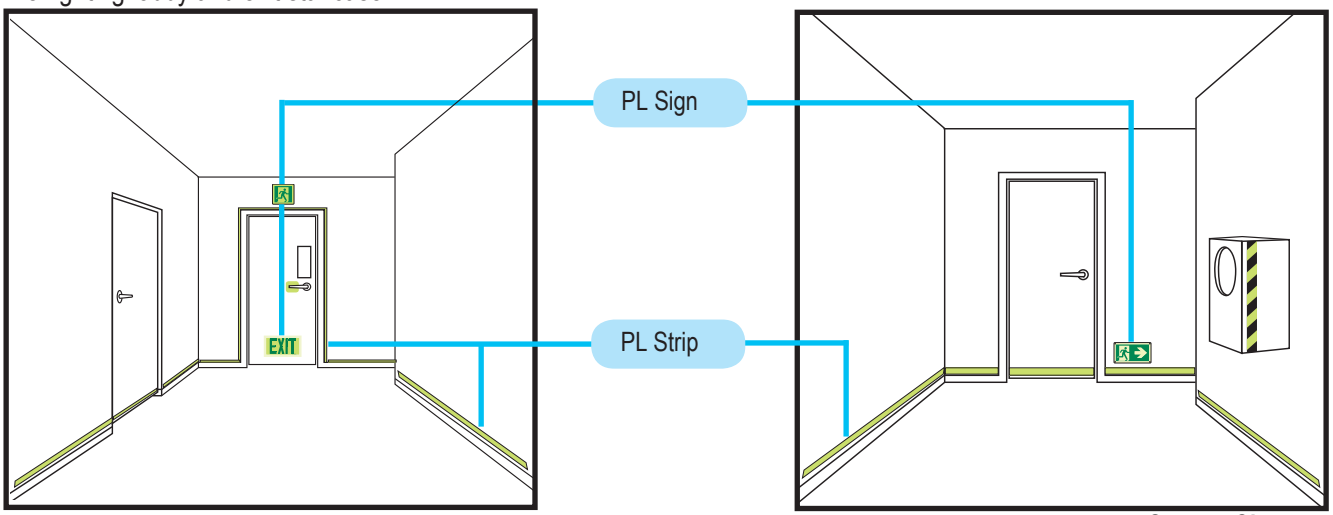

Scan to Chat

BCA Code on Accessibility in The Built Environment 2025

Clause 4.7.2 Step Profile
- 4.7.2.2 All steps must be fitted with slip-resistant nosing strips between 50mm and 75mm in width.
- 4.7.2.3 Nosing strips must be of a colour that contracts with the steps to make the drop edge of each step clearly visible.

Clause 4.7.4 Warning TGSI
- 4.7.4.1 Warning TGSI in accordance with clause 9.7 must
(a) be provided at the top, bottom and intermediate landings leading to another path of travel;
(b) extend the full width of the stairs for a depth of 600mm commencing 300mm back from the stairs ; and
(c) be contrasting in colour with the surrounding flooring material.

Ecoglo will be happy to assist you with a solution to comply with BCA Code on Accessibility in The Built Environment 2025

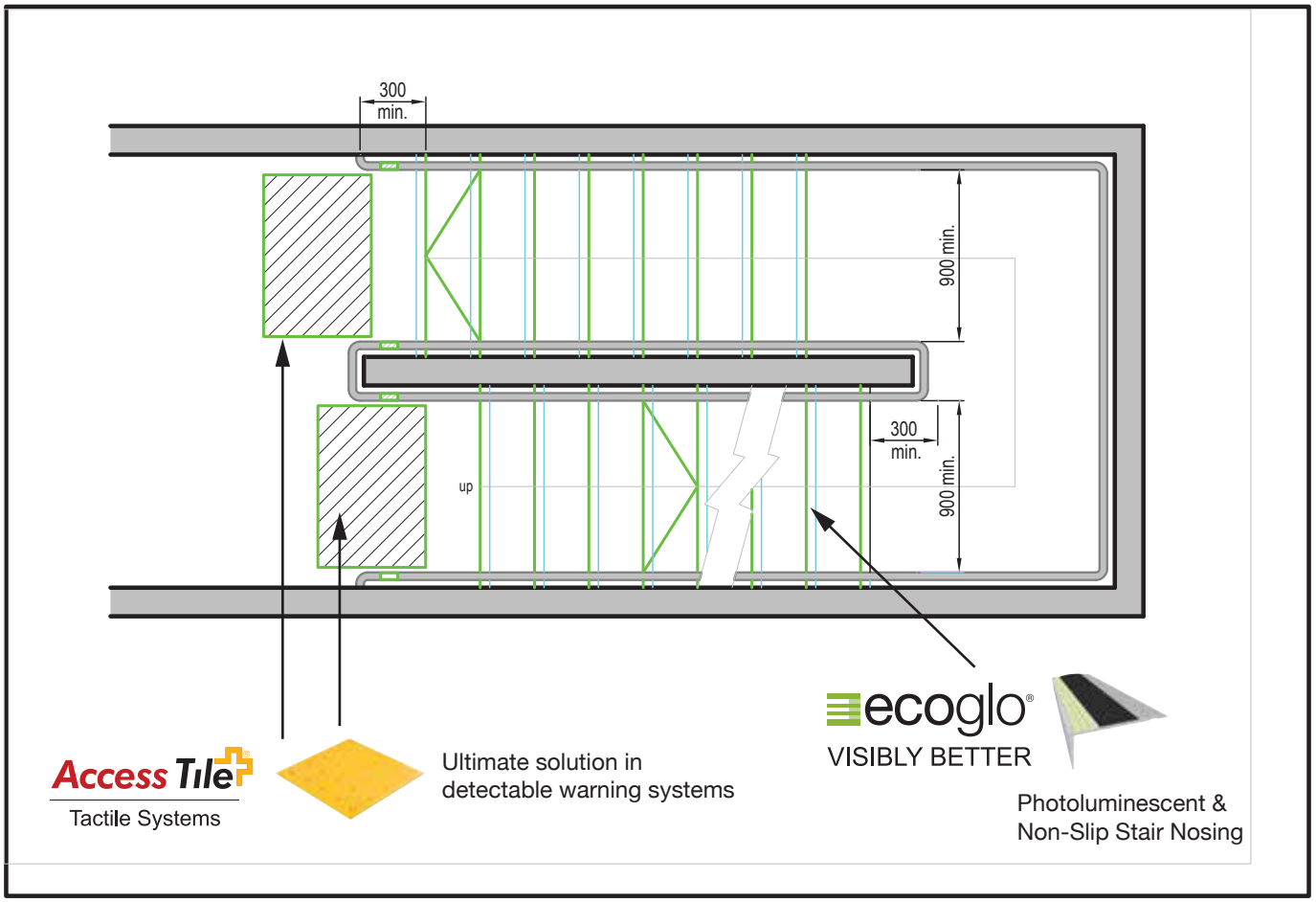

Scan to Chat


Carpeted Steps
Day Light


Carpeted Steps
Darkness


Carpeted Steps
with Capping


Carpeted Steps
Curved


Carpeted Steps
Darkness


Concrete
Cast In Place


Concrete
Cast In Place


Cement Board


Chequered Plate


Chequered Plate


Metal Grating


Metal Grating


Chequered Plate
with Recess


Pebblewash Stair


Timber Stair


Carpeted Steps


Ramp


Photoluminescent
Marking



Photoluminescent
Sign


Wire Mesh

Scan to Chat

Download Catalogue

ecoglo® | VISIBLY BETTER

For further information, please contact Ecoglo Pte Ltd
address : 111 North Bridge Road #17-06 Peninsula Plaza
Singapore 179098
phone : 6858 3530
web : www.ecoglo.sg
email : info@ecoglo.sg
UEN No. : 200600119E
GST Reg. No. : 20-0600119E